

TRIPLE SHOT BATTLES: //

Are you the better Beyblader?
Challenge your opponent to a best-out-of-three battle to decide.

- Select and assemble 3 tops from your collection.
- Determine the order in which you'll battle them.
- Launch your top into battle and see whose top spins the longest.
- Complete 3 battles using a different top for each battle.
- The Beyblader who wins 2 out of 3 battles wins!

BATTLE TIPS: COLLECT, CUSTOMIZE AND COMPETE!

Collect: Build out your Beyblade collection to maximize your strategy and your winning potential. Each type of top puts a new spin on the battle, so it's good to have multiple tops and gear across the Performance Top System and the Extreme Top System.

You can store and transport your Beyblade collection in the Beylocker™ or the Mobile Beystadium™ (each sold separately).

Customize: Customizing your Performance Tops will change the way they battle. The more you collect, the more combinations you have at your fingertips.

Experiment and see how to enhance their performance against your opponents' tops using new and different combinations. Ask yourself:

- Are you battling customizable Performance Tops or Extreme Tops?
- What kind of top does your opponent have? What will be the best way to defeat it? Do you need an attack top or one with stamina? Is a defense top your best option, or a top with balance?
- How will you launch your top? Is your top a right-spin or left-spin top? Does your opponent have a Ripcord Launcher™ or a String Launcher™?
- What kind of stadium are you using? Are there many pockets or deeper slopes? Does your stadium have interchangeable Battle Cores? Familiarize yourself with the different types of stadiums, so that you can design and select your top based on what will perform best in each stadium.

Compete. Strategize when designing and selecting your top, build out your arsenal with new tops and Beyblader Gear™, practice, and prepare yourself – then LET IT RIP™!

BATTLE ONLINE AT BEYBLADEBATTLES.COM!†

†WEBSITE AVAILABLE FOR A LIMITED TIME ONLY.

Launching systems only work with left-spin Metal Fusion Battle Tops, Metal Masters Battle Tops, XTS Electro Battlers and XTS Tornado Battlers.

Products each sold separately.



Product and colors may vary. Retain this package for future reference.
 © Takafumi Adachi, MFBBProject, TV Tokyo
 Manufactured under license from TOMY Company, Ltd.
 ® and/or TM* & © 2011 Hasbro. All Rights Reserved.
 TM & © denote U.S. Trademarks.



PN 7180150000

AGES 8+

37861



PERFORMANCE TOP SYSTEM

L-DRAGO BATTLE SET™*



BB-98 ULTIMATE C
**ULTIMATE METEOS
 L-DRAGO RUSH™***
 125SF ATTACK




BB-43
LIGHTNING L-DRAGO™*
 100HF ATTACK




BB-88
METEOS L-DRAGO™*
 LW105LF ATTACK



FACE BOLT™
 ENERGY RING™
 FUSION WHEEL™
 SPIN TRACK™
 PERFORMANCE TIP™



FACE BOLT™
 ENERGY RING™
 FUSION WHEEL™
 SPIN TRACK™
 PERFORMANCE TIP™



FACE BOLT™
 ENERGY RING™
 FUSION WHEEL™
 SPIN TRACK™
 PERFORMANCE TIP™

Includes: 3 left-spin tops, 2 left-spin Ripcord Launchers™, assembly instructions and 2 tools.

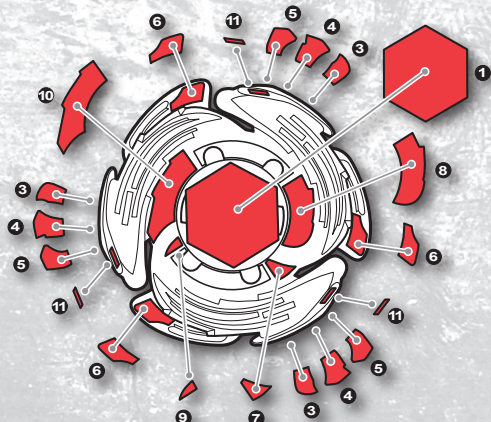
⚠ WARNING:
 Do not use Beyblade™ tops or Beystadium™ (sold separately) on tables or other elevated surfaces.

Only use Beyblade tops with a Beystadium™ (sold separately).
 Before assembly and playing, please read instructions. Please keep these instructions for future reference.

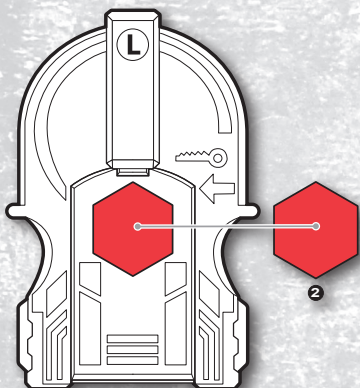
DECALS

Place optional decal on Face Bolt if desired, or on other Beyblade products (sold separately).

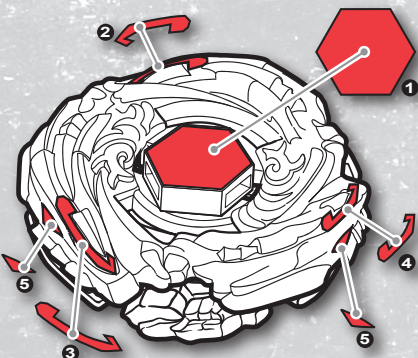
LIGHTNING L-DRAGO™



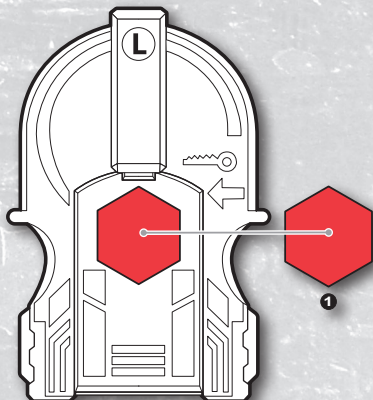
LEFT-SPIN LAUNCHER



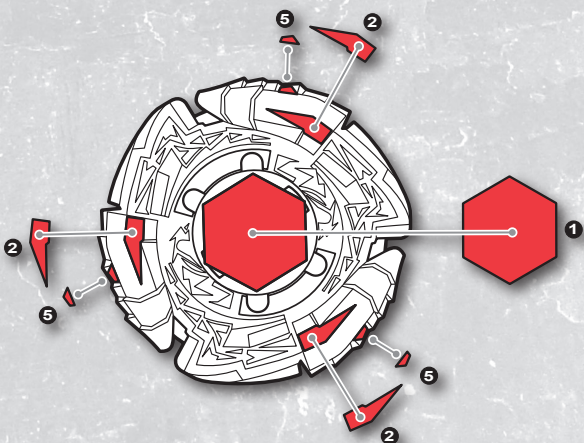
METEO L-DRAGO™



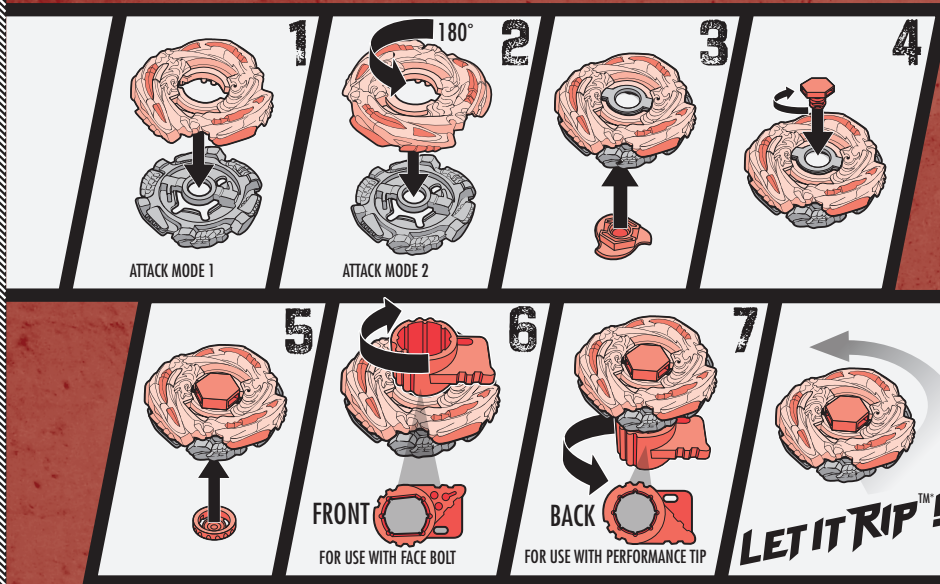
LEFT-SPIN LAUNCHER



ULTIMATE METEO L-DRAGO RUSH™



ASSEMBLY:



These are left-spin tops. The launchers included are specially designed left-spin launchers that can be used only with left-spin tops. Only the Performance Tips and Spin Tracks on these tops are interchangeable with right-spin tops.

TO LAUNCH:

